

[54] CAM ACTUATED SWITCHING ASSEMBLY

2,598,669 6/1952 Battilana318/422 X
2,492,395 12/1949 Pavitt et al.....318/422 X

[75] Inventors: Douglas R. Houst, Pattersonville;
Kamal Iskandar, Scotia, both of
N.Y.

Primary Examiner—Bernard A. Gilheany
Assistant Examiner—W. E. Duncanson, Jr.
Attorney—Walter C. Bernkoff et al.

[73] Assignee: General Electric Company, Erie, Pa.

[22] Filed: Dec. 22, 1971

[21] Appl. No.: 211,011

[57] ABSTRACT

[52] U.S. Cl.318/139, 318/422, 200/153 T,
307/10

[51] Int. Cl.B601 13/00

[58] Field of Search200/61.89, 86.5, 153 T;
307/10; 318/17, 139, 305, 422

A throttle switch assembly for electric traction vehicles wherein the pivoting of a foot pedal causes linear movement of a spring biased rod and attached cam having a contact surface canted with respect to plural rows of switches so as to sequentially engage and actuate the switches in one row and subsequently sequentially accuate the switches in successive rows to change the power output from the vehicle motor.

[56] References Cited

UNITED STATES PATENTS

27 Claims, 5 Drawing Figures

3,559,020 1/1971 Imaizumi et al.318/422 X

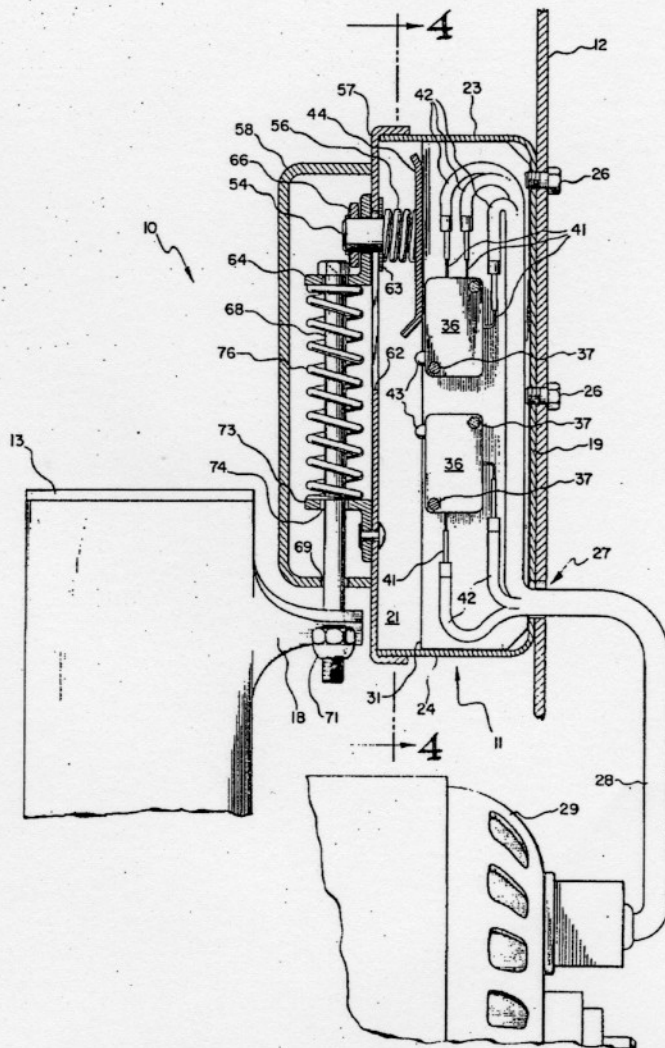


Fig. 1

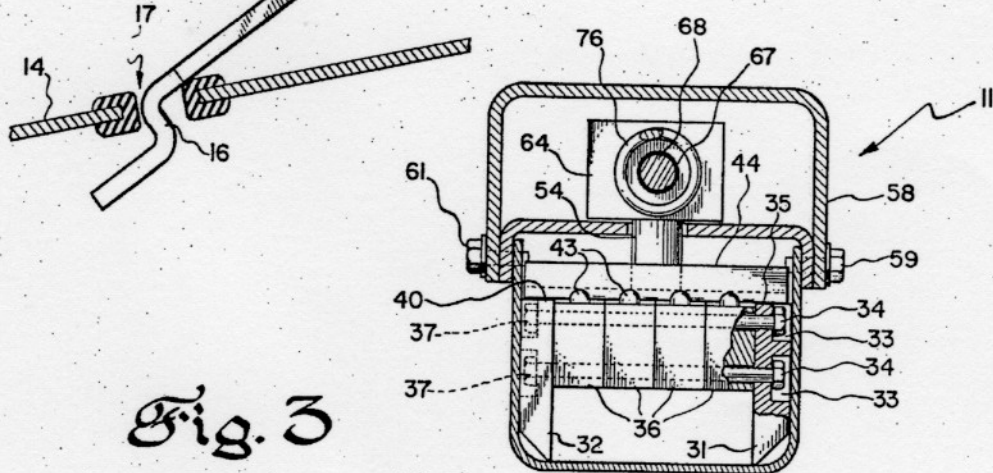
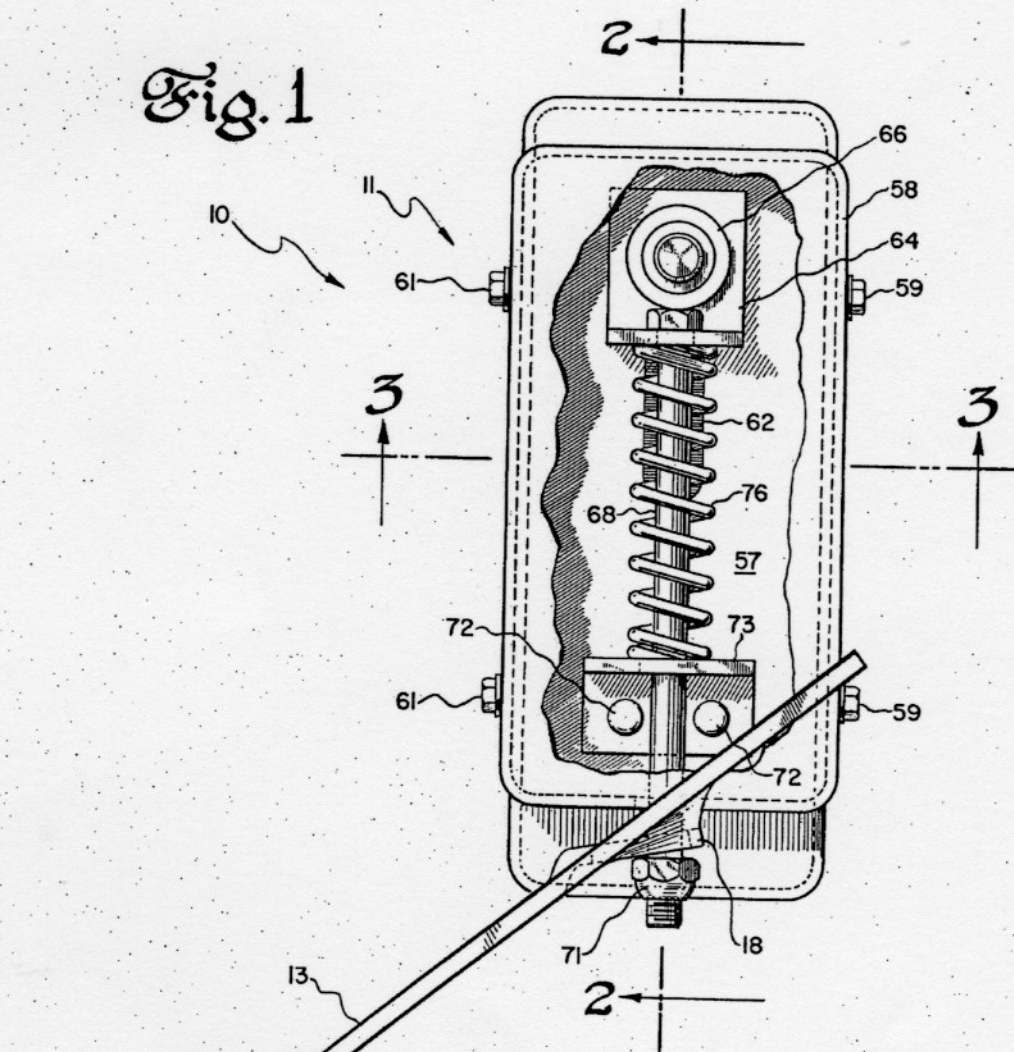


Fig. 3

