

United States Patent

Lukens et al.

[15] 3,648,797

[45] Mar. 14, 1972

[54] **CONSTRUCTION FOR A TRACTOR**

[72] Inventors: Alan F. Lukens, Schenectady; Everett S. Holden; Chester F. Jacobson, both of Scotia, all of N.Y.

[73] Assignee: General Electric Company

[22] Filed: Feb. 12, 1970

[21] Appl. No.: 10,866

[52] U.S. Cl.180/89, 180/1 F, 180/54 D, 180/65, 180/79.3, 296/1 R

[51] Int. Cl.B62d 21/10

[58] Field of Search.....180/89, 79, 79.3, 1 F, 65, 180/60, 54 D; 296/1, 28

[56] **References Cited**

UNITED STATES PATENTS

D193,135	7/1962	Hill	D14/3
3,521,722	7/1970	Dimonte	180/65
1,868,648	7/1932	Wells et al.	180/1.5 UX
773,575	11/1904	Krotz	180/60

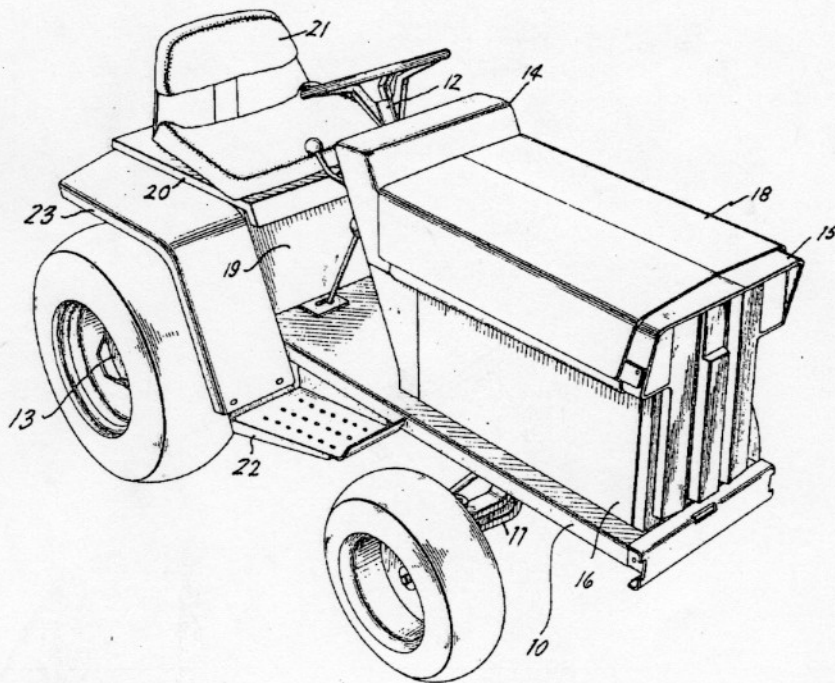
2,345,351	3/1944	Maxon et al.	180/1.5
1,327,240	1/1920	Kirkpatrick et al.	280/1.1
2,234,458	9/1941	Swallow	296/28

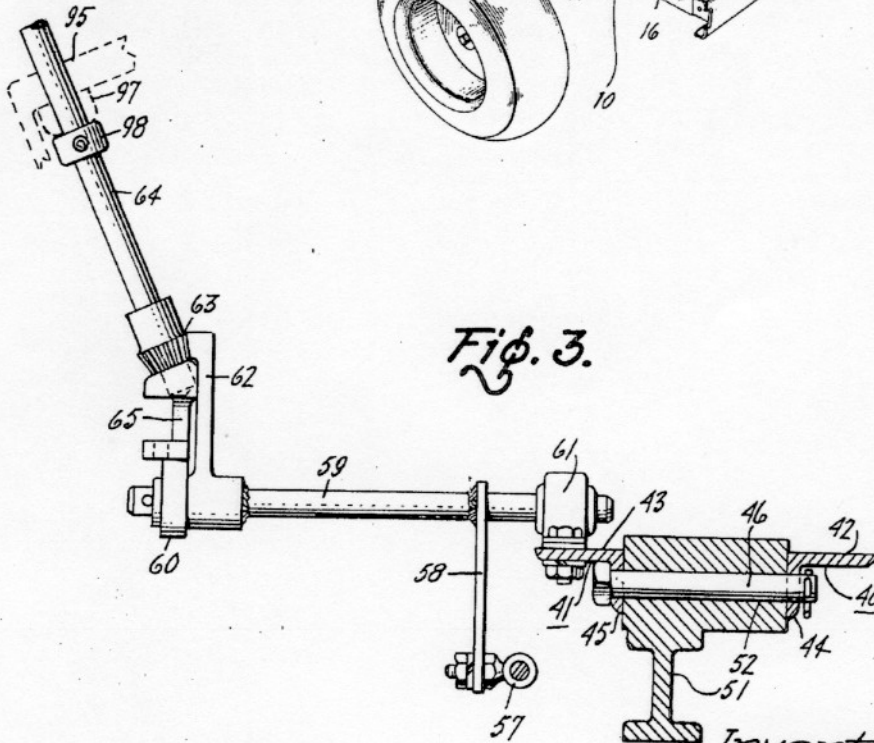
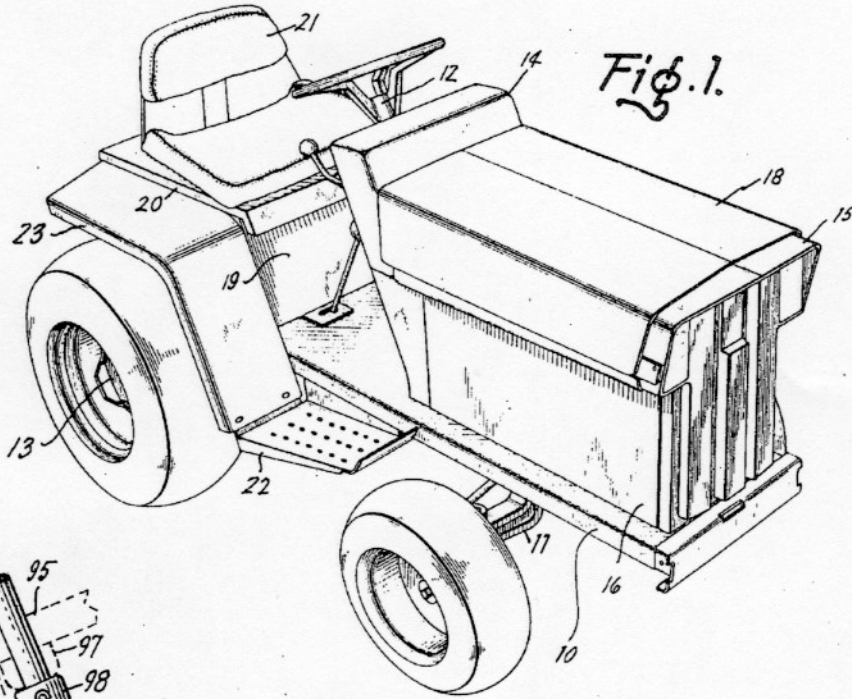
Primary Examiner—Benjamin Hersh
Assistant Examiner—John P. Silverstrim
Attorney—John F. Ahern, Julius J. Zaskalicky, Frank L. Neuhauser, Oscar B. Waddell, Joseph B. Forman and Walter C. Bernkopf

[57] **ABSTRACT**

The chassis member is formed from a sheet of metallic material into a structure having an upper planar surface of elongated rectangular outline and a pair of downward extending planar side portions of elongated rectangular outline. The undercarriage assemblies are secured to the underside of the chassis member, that is both to the rectangular planar member and to the rectangular side portion. Front section and midsection members are secured to the top side of the chassis member to support the functional mechanical and electrical elements of the tractor as well as to provide a rugged structure.

5 Claims, 5 Drawing Figures





Inventors
Alan F. Lukens
Everett S. Holden
Chester F. Jacobson
by *James J. Skolnik*
Their Attorney

