


MODEL DD-500 DISC HARROW



COMBINATION FRONT
OR TANDEM REAR
DISC GANG ASSEMBLY

For use with Garden
Tractors equipped
with Sleeve or
Slot Type Hitches

ASSEMBLY INSTRUCTIONS
OPERATING INSTRUCTIONS
and
PARTS LIST




Fig. I shows Assembly of front Disk Harrow using Adaptor Coupler. The Coupler is used for attaching to Tractors equipped with tubular Sleeve Type Hitch only.




Fig. II shows Assembly of front and tandem Gangs for mounting to Tractors with tubular Sleeve Type Hitch only. **Do not attempt to lift front and tandem Gangs with Tractor Lift.**




Fig. III shows Assembly of front Disk Harrow when used on Tractors equipped with Slot Type Hitch or Drawbar mountings. **Note:** Hitch Bar (A) should be turned over for mounting to higher Slot Type Hitches or Drawbars.




Fig. IV shows Assembly of front and tandem Gangs for mounting to Tractors equipped with Slot Type Hitches or Drawbar mountings. **Do not attempt to lift front and tandem Gangs with Tractor Lift.**

