

# BRINLY

## Model CC-500 Row Crop Cultivator

(Reversible)

- ASSEMBLY INSTRUCTIONS
- PARTS LIST
- OPERATING INSTRUCTIONS
- ATTACHMENTS

### OPERATING INSTRUCTIONS

This versatile Cultivator can be used to straddle the row or work between rows. In most conditions, the Cultivator should be set up as shown in View I. The Hex Nut and the two Wedge Locks on Adjusting Bars (C167), allow quick widening or narrowing of Cultivator Frame for different row widths or for changing from straddle row to between row cultivation. By sliding Carriage Bolt forward or backward, outer frame channels can be readily moved in or out. Always keep Adjusting Bars in one of last three notches of outer frame channel for maximum frame rigidity. The extra Standard and Shovel must be mounted between center frame channels for between row work.

For nurseries or gardens where row centers can be

spaced 40 inches or wider, and tractor can work easily between rows, the Cultivator can be reversed as shown in View II. Again, the extra Standard and Shovel should be used.

Wedge Locks allow quick adjusting or repositioning of Shovels, Gauge Wheels and other accessories.

Additional weight is not normally needed for cultivating light soil. However, it is necessary when soil is heavy, crusted, and/or thickly weeded. To improve cultivator penetration and stability, an 8" x 8" x 16" concrete building block should be attached to center frame channels with furnished 1/2 x 11 1/2 Carriage Bolt, Strap and Hex Nut.

### LIMITED WARRANTY

We warrant each Brinly Product sold by us to be free from manufacturing defects in normal service for a period of one (1) year commencing with delivery to the original retail user.

Our obligation under this warranty is expressly limited, at our option, to the replacement or repair at Brinly-Hardy Company, (340 E. Main Street, Louisville, Ky. 40202) of such part or parts as inspection shall disclose to have been defective. This warranty does not apply to defects caused by damage or unreasonable use (including failure to provide reasonable and necessary maintenance) while in the possession of the consumer.

WE SHALL NOT BE LIABLE FOR CONSEQUENTIAL DAMAGES OF ANY KIND, including but not limited to, consequential labor costs or transportation charges in connection with the replacement or repair of defective parts.

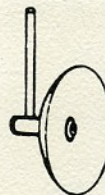
ANY IMPLIED OR STATUTORY WARRANTIES, INCLUDING ANY WARRANTY OF MERCHANTABILITY OR FITNESS FOR A PARTICULAR PURPOSE, ARE EXPRESSLY LIMITED TO THE DURATION OF THIS WRITTEN WARRANTY. We make no other express warranty, nor is anyone authorized to make any in our behalf.

For parts and service, see your local dealer.

Use part NAME and NUMBER when ordering.

### ATTACHMENTS

available for the Brinly Cultivator



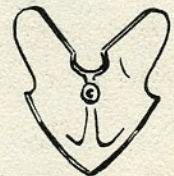
#BB342  
DISK HILLER



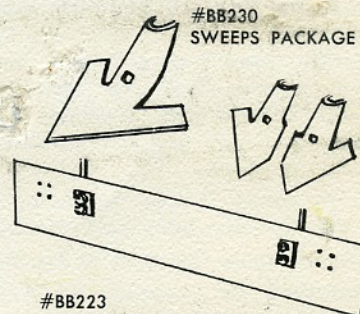
#TT101  
SCRATCHER  
RAKE KIT



#BB231  
SHOVEL  
PACKAGE  
ATTACHMENT



#B316 (8")  
FURROW OPENER



#BB230  
SWEEPS PACKAGE

#BB223  
ADJUSTABLE LEVELING BLADE  
W/WINGS



BRINLY-HARDY COMPANY, Inc.  
P. O. Box 1116, Louisville, Kentucky 40201

